

USA: A Divided Union - 1919 - 41
Review of the Cycle of Prosperity.



By the end of this sequence of lessons you will be able to discuss confidently how different factors created a cycle of prosperity in the USA during the 1920s leading to a sustained economic boom.

Learning steps:








- Use SOLO to reflect upon and progress our understanding of the cycle of prosperity.
- Work through the SOLO activities to prepare you for an assessment.
- Complete a question 6 (16) type question.



Take a few minutes to reflect on your understanding of the work we have done on the cycle of prosperity then select your current position.



Level of Understanding		Now	After SOLO
	I have no idea about the cycle of prosperity.		
	I can identify one reason for the economic boom which occurred in the 1920s.		
	I describe several causes of the economic boom in the USA in the 1920s.		
	I can explain how a range of factors such as isolationism, <i>laissez faire</i> , tax cuts, mass production, advertising and consumer confidence created a cycle of prosperity in the USA in the 1920s.		
	I can apply my understanding of the cycle of prosperity to the current world economic situation and also predict what is likely to happen to the USA economy in the decades after the 20s.		

Complete your sheet to show where you think you currently are.



"Oh Stan we are a perfect match."

Be like Stan and Olly and find the activity that matches your current SOLO status.



Its often better to sit with people who are at the same level as you.

Main



Work on your SOLO task - remember the...



Once you have successfully completed a task move on to the next one in the SOLO station.



Think - have you made progress this lesson. Is your understanding of the cycle of prosperity better, deeper or stronger than at the start of the lesson?



Review your SOLO progress sheet - indicate where you feel you are now.

Be prepared to share your reflection with the class.

USA: A Divided Union - 1919 - 41 Review of the Cycle of Prosperity.



Did you progress as far as you would have liked using SOLO?
Would you like to have a go at another activity?

By the end of this sequence of lessons you will be able to discuss confidently how different factors created a cycle of prosperity in the USA during the 1920s leading to a sustained economic boom.

Learning steps:

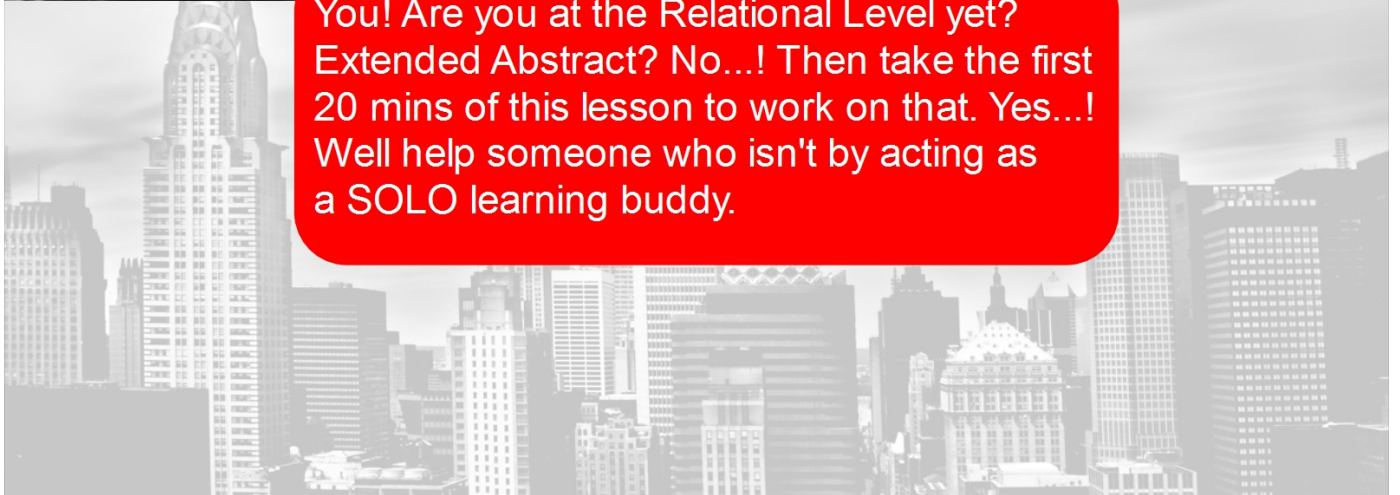


- Use SOLO to reflect upon and progress our understanding of the cycle of prosperity.
- Work through the SOLO activities to prepare you for an assessment.
- Complete a question 6 (16) type question.





You! Are you at the Relational Level yet? Extended Abstract? No...! Then take the first 20 mins of this lesson to work on that. Yes...! Well help someone who isn't by acting as a SOLO learning buddy.





Time for your assessment
my friends...



Chunk the assessment

- Look at the assessment sheet in front of you.
- Read it by yourself.
- Discuss it with a learning partner.
- Identify any questions you might have.

What do we need to remember when tackling this question...?

